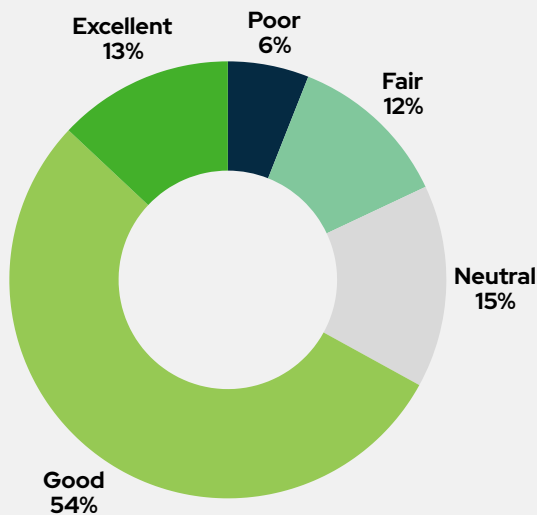


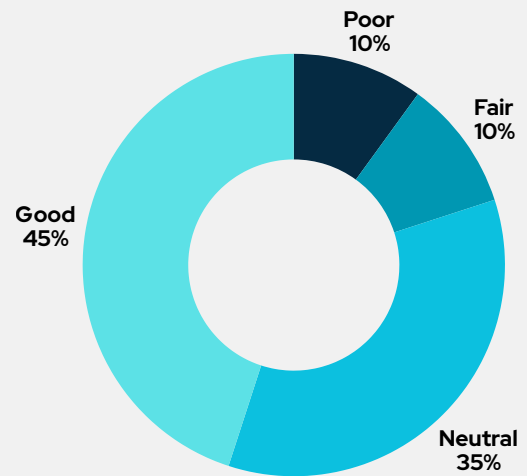
Pueblo County Data Brief - Spanish Speaking

The Pueblo Department of Public Health and Environment (PDPHE) partners with various county-wide organizations and individuals to complete community health assessments (CHA). Community input and participation are essential to ensure the process is community-driven and results reflect the needs and perspective of Pueblo County residents. The 2024 CHA was a joint effort with four additional health agencies in Pueblo County to ensure a community-wide, collective impact approach. **This brief highlights data from those who stated Spanish was their first language.**

Pueblo County - Physical Health

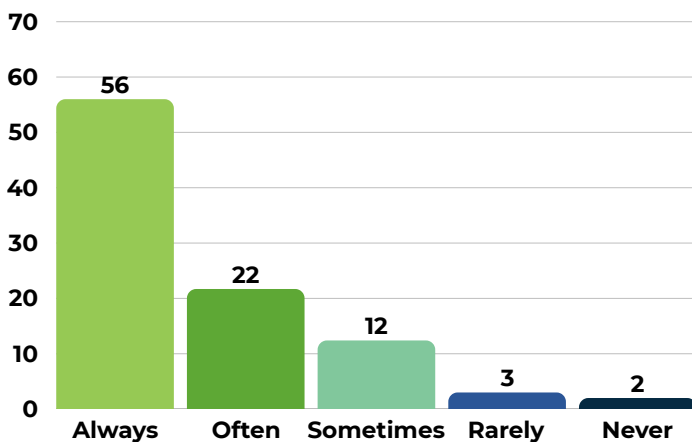


Spanish Speaking - Physical Health

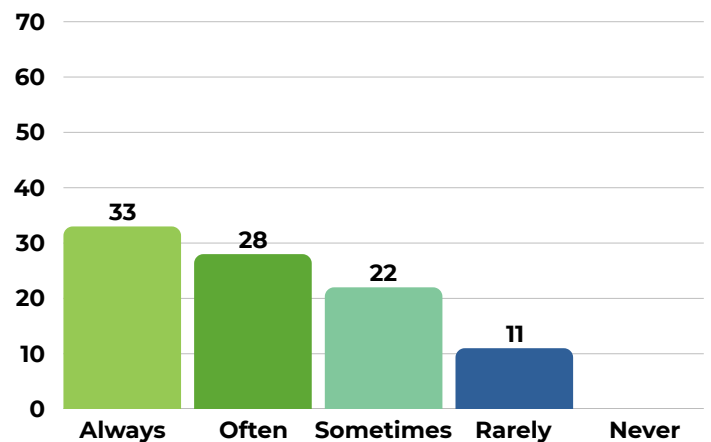


No responses from Spanish Speaking individuals under “excellent” physical health.

Pueblo County - Access to Care



Spanish Speaking - Access to Care



Spanish Speaking Data

- Spanish Speaking Stressors

- **Cost of Living** - 82.4% of respondents (Much higher than County)
- **Financial Obligations** - 64.7% of respondents (Much higher than County)
- **Discrimination** - 35.3% of respondents

- Spanish Speaking Health Issues

- **High Blood Pressure** - 63.2% of respondents (Much higher than County)
- **Racism, Prejudice, or Discrimination** - 63.2% of respondents
- **Diabetes** - 52.6% of respondents

- Built Environment

Spanish speaking respondents rated the various aspects of the built environment around us as “very good, good, fair, and poor.”

Very Good/Good	Poor
Feeling safe in your home (Not worrying about burglary, domestic violence, etc.)	When I communicate with local leadership, my voice is heard
Access to parks and green spaces	Access to safe biking or walking paths
Opportunities to participate in religious, spiritual, and cultural events	Feeling safe while driving (Few traffic accidents)
Access to public libraries, community centers, and educational events	Access to quality and affordable childcare